

2017

CMP Accomplishments





2017

Asset Building

Working with youth aged 16-24 and adults, the Asset Building Programs focus on work readiness, literacy, job training and placement. In FY 2017, the Asset Building programs at CMP served 826 youth and 228 literacy students.

Students were exposed to a variety of cultural events throughout the city to further engage them in their new communities.



Career Development

Working with individuals 18 and older job seekers and employers, the Career Development programs focus on work readiness, vocational training, job placement and retention strategies. In FY 2017, Career

Development provided training in Certified Nurse Aide and QuickBooks & Accounting to 51 individuals and had 43 graduates.

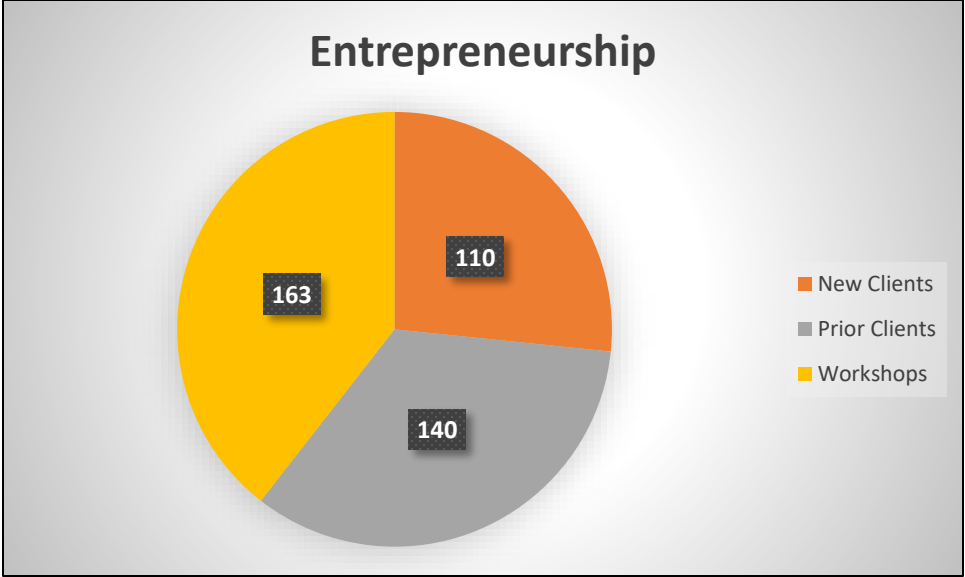
CMP held an annual Job Fair which attracted over 300 candidates, and featured 20 employers.



Entrepreneurship

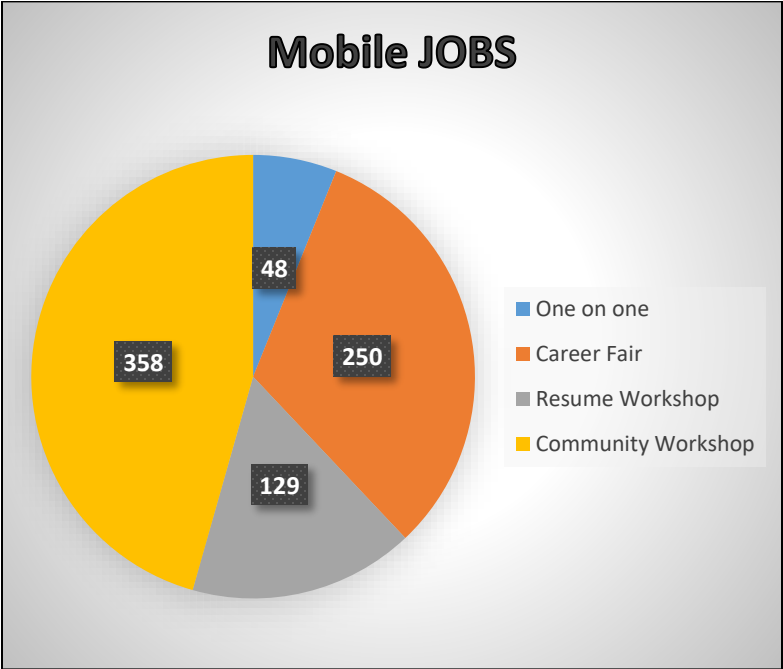
Working with aspiring and existing entrepreneurs, CMP's Business Outreach Center focused on classroom training, technical assistance and one-on-one counseling. In FY 2017, CMP worked with 110 new clients, 140 prior clients, helped to start 5 businesses, helped to save 2 businesses, and helped access over \$3 million in financing.

CMP also provided workshops to 163 individuals.



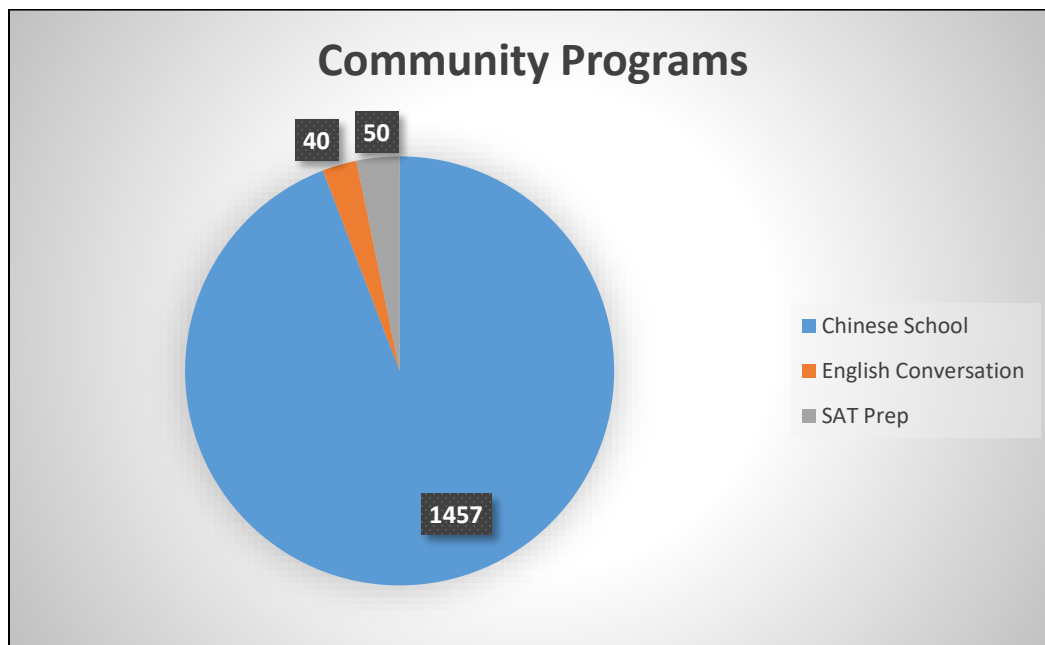
Mobile JOBS

Mobile JOBS focuses on the Asian American community in the Flushing vicinity. In FY 2017, CMP provided one-on-one counseling to 48 individuals, conducted workshops to 358 individuals, and worked with 29 community partners.



Community

Community programs at CMP help the community gain further footing. Through Chinese language, English conversation, and SAT Preparation classes, CMP served 1547 individuals.



Board

CMP's Board is comprised of experienced and caring professionals who oversee organizational governance. In FY 2017, four new members joined the Board.

REGINA CENSULLO

Regina is a labor management consultant who has the ability to work across different levels at an organization in the healthcare sector. She earned her MBA from the University of Phoenix, and her Bachelors in Economics from Bryn Mawr. Additionally, she is Lean Six Sigma Black Belt certified and has taken additional coursework on negotiation at Harvard.

KWAI KIN (DAVID) HO

David is the first Chinese American elected to the position of Home Care Division Vice President, 1199 SEIU United Healthcare Workers East – the largest healthcare union on the East Coast. Before becoming Vice President, David worked as an organizer for nine years at the Home Care Division. Under this Union, David leads the Chinese Home Care Workers, which has more than 10,000 members.

At thirteen years of age David emigrated with his family from Hong Kong to the U.S. and grew up in Brooklyn. He graduated from Hunter College with a Bachelor in Psychology. Four years later, he graduated with a Master degree in Social Work at Hunter College. He also received his Licensed Certification in Social Work from the University of the State of New York Education Department.

JAMES LIU

James Liu is the founder and sole portfolio manager of Zadig Capital Management LLC, a New York-based investment management firm which he launched in 2015. Previously, he was a Director at Lazard, a boutique M&A-oriented investment bank, where he specialized in providing strategic advice to C-suite executives and boards in the energy industry for almost a decade.

James graduated from the University of Chicago with an MBA in Strategy, Finance and Entrepreneurship. He earned his undergraduate degree in Operations Research and Financial Engineering from Princeton.

DANNY WONG

Danny is an accomplished marketing and finance professional with experience in Product Management, Operations, Marketing and Finance. He has lead teams and corporations to profitable product design and rollout with a strong marketing campaign roll-out.

Danny earned his MBA from Fordham University, and has a Bachelor of Science, Finance from NYU Stern.

A blue, rounded rectangular button with the text "45th Gala" in white.

CMP netted more than \$130,000 at our 45th Anniversary Gala, “Tribute to Human Service Careers”. We honored 1199 SEIU United Healthcare Workers East, Lily Huang from Hamilton Madison House, Cathay Bank, and Tzi Chu Foundation. We celebrated the achievements of the honorees at Capitale on April 21, 2017.



Partnerships

In the last year, CMP has been fortunate to partner with amazing organizations seeking to make a difference in our community. CMP had the privilege of working with Comcast, the New York Public Library, AARP Foundation and countless others that operate in our community.



CHINATOWN MANPOWER PROJECT, INC.

Statement of Activities
For the Year Ended June 30, 2016

	Unrestricted		Temporarily	
	Operating	Board Designated	Restricted	Total
Public support and revenue				
Grants from government agencies	\$ 1,011,997	\$ -	\$ -	\$ 1,011,997
Grants from government agencies - tuition	231,161	-	-	231,161
Special events, net of direct benefits to donors of \$98,532 and \$89,572 for 2016 and 2015, respectively	123,838	-	-	123,838
Contributions	176,880	-	30,000	206,880
In-kind contributions	465,960	-	-	465,960
Program service fees				
Chinese school	228,882	-	-	228,882
CMP Academy	35,798	-	-	35,798
Other	-	-	-	-
Realized and unrealized (losses) on investments	(3,872)	-	-	(3,872)
Interest, net	15,483	-	-	15,483
Other	-	-	-	-
Net assets released from restrictions	71,295	-	(71,295)	-
Total public support and revenue	2,357,422	-	(41,295)	2,316,127
Expenses				
Program services				
Adult Literacy	78,085	-	-	78,085
Neighborhood Development Area Work, Learn and Grow	31,063	-	-	31,063
Employment	105,046	-	-	105,046
Out of School Youth	880,368	-	-	880,368
Chinese School	259,680	-	-	259,680
Business Outreach Center	152,562	-	-	152,562
Jobs to Build On	14,858	-	-	14,858
Summer Youth Employment	213,248	-	-	213,248
Food Stamps	28,541	-	-	28,541
Non Profit Stabilization Fund	55,417	-	-	55,417
CMP Academy	185,873	-	-	185,873
Total program services	2,004,741	-	-	2,004,741
Supporting services				
Management and general	394,901	-	-	394,901
Development	84,221	-	-	84,221
Total expenses	2,483,863	-	-	2,483,863
(Decrease) in net assets before capital grant	(126,441)	-	(41,295)	(167,736)
Capital grant	80,000	-	-	80,000
(Decrease) in net assets	(46,441)	-	(41,295)	(87,736)
Net assets, beginning of year	3,277,084	-	170,958	3,448,042
Transfer	(480,000)	480,000	-	-
Net assets, end of year	\$ 2,750,643	\$ 480,000	\$ 129,663	\$ 3,360,306

See notes to financial statements.